

**OFFENDERS IN NEW JERSEY CORRECTIONAL INSTITUTIONS
ON JANUARY 1, 2010, BY TOTAL TERM AT ADMISSION**

Total term at admission is the total maximum term imposed for each offender at the time of commitment from the community or from parole. This includes the aggregate term for those admitted with multiple sentences. Additional sentences received following initial admission are not reflected or included in the data.

OFFENDERS IN NEW JERSEY CORRECTIONAL INSTITUTIONS BY TOTAL TERM AT ADMISSION

Total Term	Total		Prison Males		Youth Complex		ADTC		Edna Mahan		Other Facilities	
	#	%	#	%	#	%	#	%	#	%	#	%
TOTAL OFFENDERS	24,808	100%	15,523	100%	4,190	100%	685	100%	849	100%	3,561	100%
1-2 Years	758	3%	459	3%	119	3%	4	1%	36	4%	140	4%
3 Years	3,649	15%	1,777	11%	983	23%	20	3%	173	20%	696	20%
4 Years	2,918	12%	1,513	10%	602	14%	28	4%	116	14%	659	19%
5 Years	4,158	17%	2,158	14%	983	23%	61	9%	140	16%	816	23%
6 Years	1,296	5%	672	4%	290	7%	39	6%	42	5%	253	7%
7 Years	1,618	7%	916	6%	314	7%	83	12%	41	5%	264	7%
8-9 Years	1,527	6%	955	6%	264	6%	55	8%	38	4%	215	6%
10 Years	1,543	6%	1,037	7%	216	5%	101	15%	50	6%	139	4%
11-14 Years	1,390	6%	1,027	7%	173	4%	74	11%	37	4%	79	2%
15 Years	721	3%	549	4%	68	2%	47	7%	25	3%	32	1%
16-20 Years	1,170	5%	951	6%	84	2%	68	10%	35	4%	32	1%
20+ Years	2,368	10%	2,129	14%	34	1%	101	15%	63	7%	41	1%
Life With Parole	1,171	5%	1,145	7%	0	0%	3	0%	23	3%	0	0%
Life Without Parole	60	0%	60	0%	0	0%	0	0%	0	0%	0	0%
Not Coded	461	2%	175	1%	60	1%	1	0%	30	4%	195	5%

Among New Jersey Adult Correctional Offenders:

- The median term for adult offenders is 5 years.
- Forty-seven percent (47%) are serving terms of 1-5 years.
- Eighteen percent (18%) are serving terms of 6-9 years.
- Thirty-five percent (35%) are serving terms of 10 years or more, which includes 1,171 offenders serving life and 60 life without parole sentences.
- Two percent (2%) were not coded.

Prison Complex Offenders By Total Term At Admission

Institution	Total	1-2 Years	3 Years	4 Years	5 Years	6 Years	7 Years	8-9 Years	10 Years	11-14 Years	15 Years	16-20 Years	20+ Years	Life With Parole	Life Without Parole	Not Coded
Bayside Main	1,307 100%	60 5%	197 15%	157 12%	235 18%	71 5%	106 8%	124 9%	110 8%	86 7%	34 3%	40 3%	54 4%	12 1%	0 0%	21 2%
Bayside Farm	640 100%	36 6%	119 19%	90 14%	102 16%	28 4%	46 7%	50 8%	44 7%	57 9%	18 3%	21 3%	21 3%	0 0%	0 0%	8 1%
Bayside Ancora	281 100%	25 9%	69 25%	61 22%	51 18%	18 6%	15 5%	17 6%	11 4%	6 2%	1 0%	0 0%	0 0%	0 0%	0 0%	7 2%
Bayside Total	2,228 100%	121 5%	385 17%	308 14%	388 17%	117 5%	167 7%	191 9%	165 7%	149 7%	53 2%	61 3%	75 3%	12 1%	0 0%	36 2%
CRAF Jones Farm	180 100%	12 7%	79 44%	43 24%	26 14%	4 2%	8 4%	0 0%	0 0%	0 0%	0 0%	0 0%	0 0%	0 0%	0 0%	8 4%
CRAF Reception	641 100%	55 9%	156 24%	93 15%	130 20%	28 4%	43 7%	34 5%	26 4%	20 3%	9 1%	7 1%	9 1%	2 0%	0 0%	29 5%
CRAF Total	821 100%	67 8%	235 29%	136 17%	156 19%	32 4%	51 6%	34 4%	26 3%	20 2%	9 1%	7 1%	9 1%	2 0%	0 0%	37 5%
East Jersey Main	1,351 100%	3 0%	16 1%	13 1%	25 2%	14 1%	21 2%	31 2%	68 5%	134 10%	98 7%	235 17%	463 34%	229 17%	0 0%	1 0%
East Jersey Camp	110 100%	13 12%	29 26%	10 9%	13 12%	2 2%	4 4%	4 4%	9 8%	10 9%	5 5%	2 2%	3 3%	0 0%	0 0%	6 5%
East Jersey Ad Seg	442 100%	12 3%	55 12%	50 11%	66 15%	18 4%	36 8%	36 8%	43 10%	30 7%	15 3%	28 6%	35 8%	13 3%	0 0%	5 1%
East Jersey Total	1,903 100%	28 1%	100 5%	73 4%	104 5%	34 2%	61 3%	71 4%	120 6%	174 9%	118 6%	265 14%	501 26%	242 13%	0 0%	12 1%

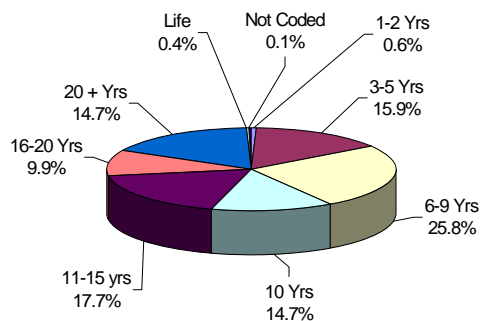
Prison Complex Offenders By Total Term At Admission

Institution	Total	1-2 Years	3 Years	4 Years	5 Years	6 Years	7 Years	8-9 Years	10 Years	11-14 Years	15 Years	16-20 Years	20+ Years	Life With Parole	Life Without Parole	Not Coded
Midstate	642 100%	44 7%	143 22%	120 19%	144 22%	40 6%	59 9%	32 5%	29 5%	15 2%	2 0%	2 0%	4 1%	2 0%	0 0%	6 1%
NJ State Prison Ad Seg Female	29 100%	0 0%	4 14%	4 14%	2 7%	4 14%	2 7%	1 3%	2 7%	3 10%	3 10%	3 10%	1 3%	0 0%	0 0%	0 0%
NJ State Prison Main	1,894 100%	14 1%	61 3%	47 2%	74 4%	20 1%	38 2%	35 2%	53 3%	31 2%	21 1%	39 2%	761 40%	627 33%	59 3%	14 1%
NJ State Prison Total	1,923 100%	14 1%	65 3%	51 3%	76 4%	24 1%	40 2%	36 2%	55 3%	34 2%	24 1%	42 2%	762 40%	627 33%	59 3%	14 1%
Northern Main	2,105 100%	38 2%	177 8%	147 7%	243 12%	95 5%	123 6%	135 6%	206 10%	203 10%	107 5%	199 9%	327 16%	94 4%	0 0%	11 1%
Northern Ad Seg Male	491 100%	9 2%	56 11%	50 10%	84 17%	26 5%	36 7%	41 8%	45 9%	42 9%	16 3%	33 7%	37 8%	12 2%	1 0%	3 1%
Northern Total	2,596 100%	47 2%	233 9%	197 8%	327 13%	121 5%	159 6%	176 7%	251 10%	245 9%	123 5%	232 9%	364 14%	106 4%	1 0%	14 1%
Southern	2,047 100%	70 3%	341 17%	356 17%	485 24%	151 7%	151 7%	160 8%	121 6%	96 5%	24 1%	26 1%	23 1%	9 0%	0 0%	34 2%
South Woods	3,363 100%	68 2%	275 8%	272 8%	478 14%	153 5%	228 7%	255 8%	270 8%	294 9%	196 6%	316 9%	391 12%	145 4%	0 0%	22 1%
SUBTOTAL PRISON MALES	15,523 100%	459 3%	1,777 11%	1,513 10%	2,158 14%	672 4%	916 6%	955 6%	1,037 7%	1,027 7%	549 4%	951 6%	2,129 14%	1,145 7%	60 0%	175 1%

Prison Complex Offenders By Total Term At Admission

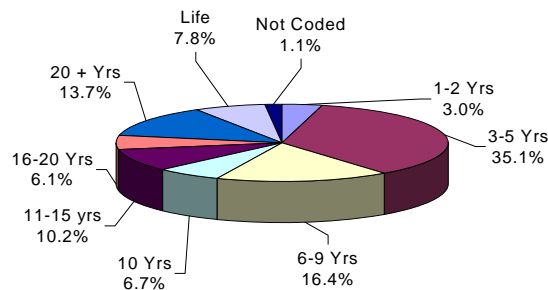
Institution	Total	1-2 Years	3 Years	4 Years	5 Years	6 Years	7 Years	8-9 Years	10 Years	11-14 Years	15 Years	16-20 Years	20+ Years	Life With Parole	Life Without Parole	Not Coded
ADTC	685 100%	4 1%	20 3%	28 4%	61 9%	39 6%	83 12%	55 8%	101 15%	74 11%	47 7%	68 10%	101 15%	3 0%	0 0%	1 0%
SUBTOTAL	16,208 100%	463 3%	1,797 11%	1,541 10%	2,219 14%	711 4%	999 6%	1,010 6%	1,138 7%	1,101 7%	596 4%	1,019 6%	2,230 14%	1,148 7%	60 0%	176 1%
Mahan - Female Prison	849 100%	36 4%	173 20%	116 14%	140 16%	42 5%	41 5%	38 4%	50 6%	37 4%	25 3%	35 4%	63 7%	23 3%	0 0%	30 4%
Total Prison Complex	17,057 100%	499 3%	1,970 12%	1,657 10%	2,359 14%	753 4%	1,040 6%	1,048 6%	1,188 7%	1,138 7%	621 4%	1,054 6%	2,293 13%	1,171 7%	60 0%	206 1%

ADTC



The median term at ADTC is 10 years.

PRISON MALES

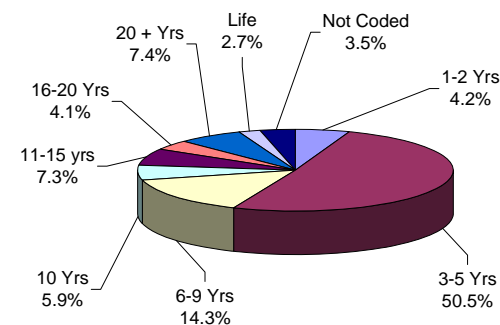


The median term for prison males is 7 years.

Twenty-eight percent (28%) of all prison males are serving sentences of 16 years or more.

Seventy-eight percent (78%) of all offenders at New Jersey State Prison are serving sentences of 16 years or more, with 627 life with parole and 59 life without parole.

FEMALE FACILITIES



The median term at Edna Mahan is 5 years.

Fifty-five percent (55%) of the female offenders at Edna Mahan Correctional Facility for Women are serving sentences of 5 years or less.

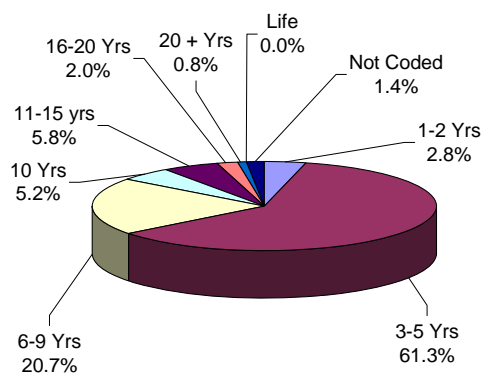
Youth Complex Offenders By Total Term At Admission

Institution	Total	1-2 Years	3 Years	4 Years	5 Years	6 Years	7 Years	8-9 Years	10 Years	11-14 Years	15 Years	16-20 Years	20+ Years	Life With Parole	Life Without Parole	Not Coded
Garden State	1,816	52	343	250	405	130	155	133	118	95	33	52	26	0	0	24
	100%	3%	19%	14%	22%	7%	9%	7%	6%	5%	2%	3%	1%	0%	0%	1%
Mountainview	1,159	35	380	218	304	70	65	54	17	4	1	0	0	0	0	11
	100%	3%	33%	19%	26%	6%	6%	5%	1%	0%	0%	0%	0%	0%	0%	1%
Wagner Main	829	22	162	98	169	63	68	54	60	57	26	25	6	0	0	19
	100%	3%	20%	12%	20%	8%	8%	7%	7%	7%	3%	3%	1%	0%	0%	2%
Wagner Ad Seg	222	2	52	20	70	16	15	11	10	10	7	6	2	0	0	1
	100%	1%	23%	9%	32%	7%	7%	5%	5%	5%	3%	3%	1%	0%	0%	0%
Wagner Minimum Units	164	8	46	16	35	11	11	12	11	7	1	1	0	0	0	5
	100%	5%	28%	10%	21%	7%	7%	7%	7%	4%	1%	1%	0%	0%	0%	3%
Wagner Total	1,215	32	260	134	274	90	94	77	81	74	34	32	8	0	0	25
	100%	3%	21%	11%	23%	7%	8%	6%	7%	6%	3%	3%	1%	0%	0%	2%
Total Youth	4,190	119	983	602	983	290	314	264	216	173	68	84	34	0	0	60
	100%	3%	23%	14%	23%	7%	7%	6%	5%	4%	2%	2%	1%	0%	0%	1%

Offenders In Other Facilities By Total Term At Admission

Institution	Total	1-2 Years	3 Years	4 Years	5 Years	6 Years	7 Years	8-9 Years	10 Years	11-14 Years	15 Years	16-20 Years	20+ Years	Life	Capital	Not Coded
Central Medical	7	0	0	0	1	1	1	2	1	0	0	0	1	0	0	0
	100%	0%	0%	0%	14%	14%	14%	29%	14%	0%	0%	0%	14%	0%	0%	0%
County Jail	598	53	99	62	108	26	31	14	13	5	0	5	1	0	0	181
	100%	9%	17%	10%	18%	4%	5%	2%	2%	1%	0%	1%	0%	0%	0%	30%
Halfway House	2,956	87	597	597	707	226	232	199	125	74	32	27	39	0	0	14
	100%	3%	20%	20%	24%	8%	8%	7%	4%	3%	1%	1%	1%	0%	0%	0%
Total Other Facilities	3,561	140	696	659	816	253	264	215	139	79	32	32	41	0	0	195
	100%	4%	20%	19%	23%	7%	7%	6%	4%	2%	1%	1%	1%	0%	0%	5%

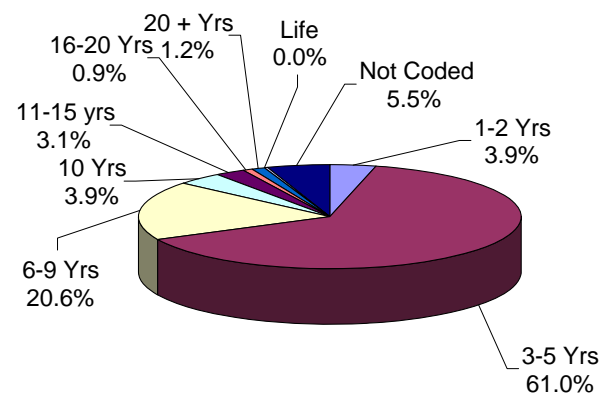
YOUTH COMPLEX



The median youth complex term is 5 years.

No youth complex offenders are currently serving life sentences.

OFFENDERS IN OTHER FACILITIES



The median term for offenders housed in 'other facilities' is 5 years.

Sixty-five percent (65%) of offenders housed in 'other facilities' are serving terms of 5 years or less.