

**OFFENDERS IN NEW JERSEY CORRECTIONAL INSTITUTIONS
ON JANUARY 1, 2010, BY MANDATORY MINIMUM TERM**

In New Jersey, since 1979, the courts have utilized mandatory minimum sentences. This means that an offender must serve the entire minimum sentence before being eligible for parole consideration. Mandatory minimum terms are not reduced by earned credits (commutation, minimum security or work).

OFFENDERS IN CORRECTIONAL INSTITUTIONS BY MANDATORY MINIMUM TERM

Mandatory Minimum Term	Total		Prison Males		Youth Complex		ADTC		Edna Mahan		Other Facilities	
	#	%	#	%	#	%	#	%	#	%	#	%
TOTAL OFFENDERS	17,654	100%	11,552	100%	2,896	100%	520	100%	508	100%	2,178	100%
<18 Months	954	5%	392	3%	321	11%	0	0%	15	3%	226	10%
18 Months	717	4%	356	3%	164	6%	1	0%	9	2%	187	9%
2 Years	1,195	7%	610	5%	185	6%	1	0%	26	5%	373	17%
3 Years	2,721	15%	1,359	12%	630	22%	17	3%	72	14%	643	30%
4 Years	1,104	6%	626	5%	219	8%	12	2%	33	6%	214	10%
5 Years	1,934	11%	1,134	10%	452	16%	51	10%	75	15%	222	10%
6-9 Years	3,506	20%	2,265	20%	652	23%	245	47%	113	22%	231	11%
10 Years	271	2%	207	2%	20	1%	25	5%	4	1%	15	1%
11-14 Years	1,609	9%	1259	11%	169	6%	83	16%	53	10%	45	2%
15 Years	354	2%	289	3%	14	0%	28	5%	12	2%	11	1%
16-19 Years	815	5%	706	6%	49	2%	27	5%	31	6%	2	0%
20-24 Years	463	3%	416	4%	17	1%	11	2%	11	2%	8	0%
25-29 Years	373	2%	351	3%	3	0%	12	2%	6	1%	1	0%
30 Years	837	5%	801	7%	1	0%	3	1%	32	6%	0	0%
30+ Years	801	5%	781	7%	0	0%	4	1%	16	3%	0	0%

- Seventy-one percent (71%) of all adult offenders have mandatory minimum terms (17,654 out of 24, 808).
- The median mandatory minimum term is 5 years.
- Twenty-two percent (22%) of those with mandatory minimum terms have mandatory minimum terms of 15 years or more.

Prison Complex Offenders By Mandatory Minimum Term

Institution	Total	< 18 Months	18 Months	2 Years	3 Years	4 Years	5 Years	6-9 Years	10 Years	11-14 Years	15 Years	16-19 Years	20-24 Years	25-29 Years	30 Years	30+ Years
Bayside Main	875 100%	36 4%	42 5%	62 7%	147 17%	87 10%	160 18%	208 24%	14 2%	65 7%	21 2%	17 2%	5 1%	3 0%	8 1%	0 0%
Bayside Farm	406 100%	31 8%	23 6%	24 6%	70 17%	28 7%	46 11%	105 26%	10 2%	53 13%	6 1%	5 1%	3 1%	0 0%	2 0%	0 0%
Bayside Ancora	145 100%	9 6%	19 13%	17 12%	46 32%	18 12%	27 19%	8 6%	0 0%	1 1%	0 0%	0 0%	0 0%	0 0%	0 0%	0 0%
Bayside Total	1,426 100%	76 5%	84 6%	103 7%	263 18%	133 9%	233 16%	321 23%	24 2%	119 8%	27 2%	22 2%	8 1%	3 0%	10 1%	0 0%
CRAF Jones Farm	53 100%	14 26%	6 11%	12 23%	19 36%	2 4%	0 0%	0 0%	0 0%	0 0%	0 0%	0 0%	0 0%	0 0%	0 0%	0 0%
CRAF Reception	338 100%	29 9%	26 8%	35 10%	87 26%	29 9%	46 14%	59 17%	3 1%	16 5%	1 0%	2 1%	4 1%	0 0%	1 0%	0 0%
CRAF Total	391 100%	43 11%	32 8%	47 12%	106 27%	31 8%	46 12%	59 15%	3 1%	16 4%	1 0%	2 1%	4 1%	0 0%	1 0%	0 0%
East Jersey Main	1,268 100%	2 0%	4 0%	2 0%	21 2%	10 1%	42 3%	152 12%	35 3%	253 20%	69 5%	200 16%	130 10%	80 6%	199 16%	69 5%
East Jersey Camp	61 100%	9 15%	2 3%	4 7%	14 23%	4 7%	3 5%	11 18%	2 3%	9 15%	1 2%	0 0%	2 3%	0 0%	0 0%	0 0%
East Jersey Ad Seg	327 100%	9 3%	12 4%	21 6%	41 13%	19 6%	36 11%	93 28%	5 2%	37 11%	12 4%	17 5%	7 2%	1 0%	15 5%	2 1%
East Jersey Total	1,656 100%	20 1%	18 1%	27 2%	76 5%	33 2%	81 5%	256 15%	42 3%	299 18%	82 5%	217 13%	139 8%	81 5%	214 13%	71 4%

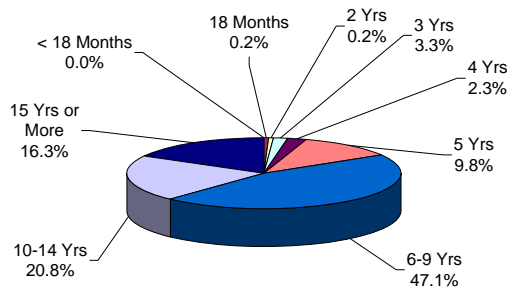
Prison Complex Offenders By Mandatory Minimum Term

Institution	Total	< 18 Months	18 Months	2 Years	3 Years	4 Years	5 Years	6-9 Years	10 Years	11-14 Years	15 Years	16-19 Years	20-24 Years	25-29 Years	30 Years	30+ Years
Midstate	293 100%	19 6%	24 8%	28 10%	74 25%	22 8%	48 16%	69 24%	1 0%	6 2%	0 0%	1 0%	1 0%	0 0%	0 0%	0 0%
NJ State Prison Ad Seg Female	23 100%	0 0%	1 0%	2 0%	2 0%	2 0%	1 0%	6 0%	1 0%	5 0%	1 0%	2 0%	0 0%	0 0%	0 0%	0 0%
NJ State Prison Main	1,694 100%	20 1%	13 1%	24 1%	38 2%	15 1%	44 3%	122 7%	10 1%	59 3%	20 1%	67 4%	87 5%	175 10%	349 20%	651 38%
NJ State Prison Total	1,717 100%	20 1%	14 1%	26 2%	40 2%	17 1%	45 3%	128 7%	11 1%	64 4%	21 1%	69 4%	87 5%	175 10%	349 20%	651 38%
Northern Main	1,699 100%	40 2%	35 2%	66 4%	152 9%	90 5%	159 9%	409 24%	36 2%	267 16%	67 4%	142 8%	70 4%	31 2%	114 7%	21 1%
Northern Ad Seg Male	401 100%	25 6%	12 3%	21 5%	46 11%	19 5%	51 13%	120 30%	6 1%	44 11%	2 0%	24 6%	14 3%	6 1%	7 2%	4 1%
Northern Total	2,100 100%	65 3%	47 2%	87 4%	198 9%	109 5%	210 10%	529 25%	42 2%	311 15%	69 3%	166 8%	84 4%	37 2%	121 6%	25 1%
Southern	1,314 100%	91 7%	89 7%	187 14%	336 26%	125 10%	195 15%	208 16%	14 1%	52 4%	5 0%	8 1%	0 0%	3 0%	1 0%	0 0%
South Woods	2,655 100%	58 2%	48 2%	105 4%	266 10%	156 6%	276 10%	695 26%	70 3%	392 15%	84 3%	221 8%	93 4%	52 2%	105 4%	34 1%
SUBTOTAL PRISON MALES	11,552 100%	392 3%	356 3%	610 5%	1,359 12%	626 5%	1,134 10%	2,265 20%	207 2%	1,259 11%	289 3%	706 6%	416 4%	351 3%	801 7%	781 7%

Prison Complex Offenders By Mandatory Minimum Term

Institution	Total	< 18 Months	18 Months	2 Years	3 Years	4 Years	5 Years	6-9 Years	10 Years	11-14 Years	15 Years	16-19 Years	20-24 Years	25-29 Years	30 Years	30+ Years
ADTC	520 100%	0 0%	1 0%	1 0%	17 3%	12 2%	51 10%	245 47%	25 5%	83 16%	28 5%	27 5%	11 2%	12 2%	3 1%	4 1%
Subtotal	12,072 100%	392 3%	357 3%	611 5%	1,376 11%	638 5%	1,185 10%	2,510 21%	232 2%	1,342 11%	317 3%	733 6%	427 4%	363 3%	804 7%	785 7%
Mahan - Female Prison	508 100%	15 3%	9 2%	26 5%	72 14%	33 6%	75 15%	113 22%	4 1%	53 10%	12 2%	31 6%	11 2%	6 1%	32 6%	16 3%
Total Prison Complex	12,580 100%	407 3%	366 3%	637 5%	1,448 12%	671 5%	1,260 10%	2,623 21%	236 2%	1,395 11%	329 3%	764 6%	438 3%	369 3%	836 7%	801 6%

ADTC

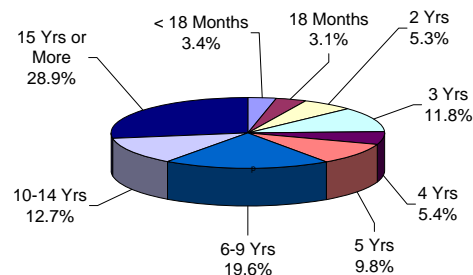


The median mandatory minimum term at ADTC is 8 years 4 months.

Seventy-six percent (76%) of the ADTC population have mandatory minimum sentences (520 of 685).

Thirty-seven percent (37%) have mandatory minimum terms of 10 years or longer.

PRISON MALES

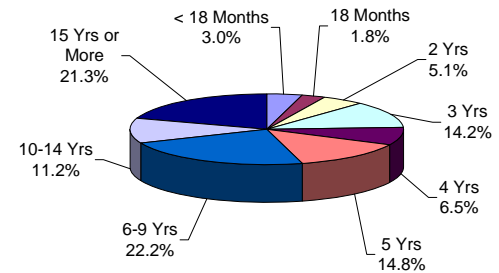


Of the 15,523 prison complex males, 74% (11,552) have mandatory minimum terms.

The median mandatory minimum term for prison complex males is 6 years (ADTC excluded).

Eighty-nine percent (89%) of New Jersey State Prison inmates have mandatory minimum terms and 78% percent of those have minimum terms of 15 years or more.

FEMALE FACILITIES



The median mandatory minimum term at Edna Mahan is 5 years.

At Edna Mahan, 60% of the females housed have minimum terms (508 of 849).

Forty-five percent (45%) of the females with mandatory minimum terms have terms of 5 years or less.

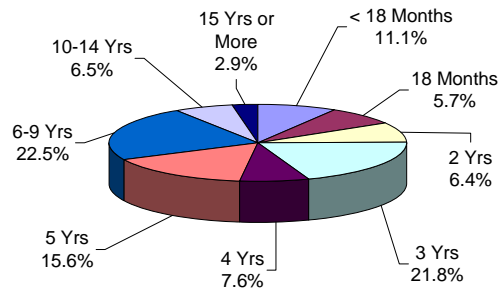
Youth Complex Offenders By Mandatory Minimum Term

Institution	Total	< 18 Months	18 Months	2 Years	3 Years	4 Years	5 Years	6-9 Years	10 Years	11-14 Years	15 Years	16-19 Years	20-24 Years	25-29 Years	30 Years	30+ Years
Garden State	1,316	93	60	81	276	117	212	322	12	85	10	34	11	2	1	0
	100%	7%	5%	6%	21%	9%	16%	24%	1%	6%	1%	3%	1%	0%	0%	0%
Mountainview	719	162	65	64	196	61	90	81	0	0	0	0	0	0	0	0
	100%	23%	9%	9%	27%	8%	13%	11%	0%	0%	0%	0%	0%	0%	0%	0%
Wagner Main	583	30	25	25	96	32	101	184	7	64	3	11	4	1	0	0
	100%	5%	4%	4%	16%	5%	17%	32%	1%	11%	1%	2%	1%	0%	0%	0%
Wagner Ad Seg	169	20	7	13	31	2	37	37	1	14	1	4	2	0	0	0
	100%	12%	4%	8%	18%	1%	22%	22%	1%	8%	1%	2%	1%	0%	0%	0%
Wagner Minimum Units	109	16	7	2	31	7	12	28	0	6	0	0	0	0	0	0
	100%	15%	6%	2%	28%	6%	11%	26%	0%	6%	0%	0%	0%	0%	0%	0%
Wagner Total	861	66	39	40	158	41	150	249	8	84	4	15	6	1	0	0
	100%	8%	5%	5%	18%	5%	17%	29%	1%	10%	0%	2%	1%	0%	0%	0%
Total Youth	2,896	321	164	185	630	219	452	652	20	169	14	49	17	3	1	0
	100%	11%	6%	6%	22%	8%	16%	23%	1%	6%	0%	2%	1%	0%	0%	0%

Offenders In Other Facilities By Mandatory Minimum Term

Institution	Total	< 18 Months	18 Months	2 Years	3 Years	4 Years	5 Years	6-9 Years	10 Years	11-14 Years	15 Years	16-19 Years	20-24 Years	25-29 Years	30 Years	30+ Years
Central Medical	7	0	0	0	1	1	2	2	0	0	0	0	1	0	0	0
	100%	0%	0%	0%	14%	14%	29%	29%	0%	0%	0%	0%	14%	0%	0%	0%
County Jail	208	19	12	20	70	17	31	34	1	2	1	0	1	0	0	0
	100%	9%	6%	10%	34%	8%	15%	16%	0%	1%	0%	0%	0%	0%	0%	0%
Halfway House	1,963	207	175	353	572	196	189	195	14	43	10	2	6	1	0	0
	100%	11%	9%	18%	29%	10%	10%	10%	1%	2%	1%	0%	0%	0%	0%	0%
Total Other Facilities	2,178	226	187	373	643	214	222	231	15	45	11	2	8	1	0	0
	100%	10%	9%	17%	30%	10%	10%	11%	1%	2%	1%	0%	0%	0%	0%	0%

YOUTH COMPLEX

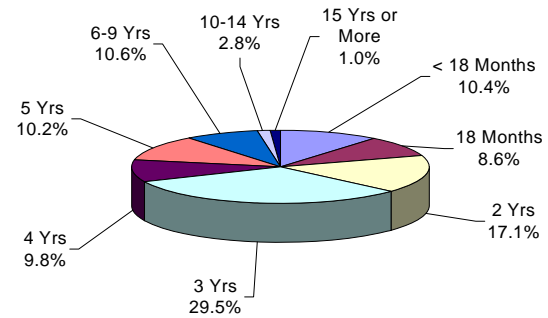


The median mandatory minimum term for youth complex offenders is 3.5 years.

Among youth complex offenders, 69% have mandatory minimum terms (2,896 of 4,190).

Of these, 68% have mandatory minimum terms of 5 years or less.

OFFENDERS IN OTHER FACILITIES



The median mandatory minimum term for inmates in 'other facilities' is 3 years.

Sixty-one percent (61%) of the offenders in 'other facilities' have mandatory minimum terms (2,178 of 3,561).

Of these, 86% have mandatory minimum terms of 5 years or less.