

**OFFENDERS IN NEW JERSEY CORRECTIONAL INSTITUTIONS
ON JANUARY 1, 2009, BY TOTAL TERM AT ADMISSION**

Total term at admission is the total maximum term imposed for each offender at the time of commitment from the community or from parole. This includes the aggregate term for those admitted with multiple sentences. Additional sentences received following initial admission are not reflected or included in the data.

OFFENDERS IN NEW JERSEY CORRECTIONAL INSTITUTIONS BY TOTAL TERM AT ADMISSION

Total Term	Total		Prison Males		Youth Complex		ADTC		Edna Mahan		Other Facilities	
	#	%	#	%	#	%	#	%	#	%	#	%
TOTAL OFFENDERS	25,436	100%	16,560	100%	4,235	100%	678	100%	929	100%	3,034	100%
1-2 Years	969	4%	629	4%	169	4%	4	1%	52	6%	115	4%
3 Years	3,725	15%	1,924	12%	967	23%	14	2%	211	23%	609	20%
4 Years	3,182	13%	1,728	10%	673	16%	28	4%	128	14%	625	21%
5 Years	4,085	16%	2,262	14%	923	22%	59	9%	133	14%	708	23%
6 Years	1,341	5%	765	5%	304	7%	34	5%	43	5%	195	6%
7 Years	1,720	7%	1,053	6%	319	8%	88	13%	47	5%	213	7%
8-9 Years	1,499	6%	997	6%	260	6%	50	7%	47	5%	145	5%
10 Years	1,531	6%	1,057	6%	205	5%	92	14%	54	6%	123	4%
11-14 Years	1,357	5%	1033	6%	158	4%	75	11%	36	4%	55	2%
15 Years	692	3%	534	3%	65	2%	48	7%	25	3%	20	1%
16-20 Years	1,172	5%	959	6%	87	2%	67	10%	36	4%	23	1%
20+ Years	2,413	9%	2,170	13%	29	1%	115	17%	62	7%	37	1%
Life With Parole	1,167	5%	1,139	7%	0	0%	3	0%	22	2%	3	0%
Life Without Parole	53	0%	53	0%	0	0%	0	0%	0	0%	0	0%
Not Coded	530	2%	257	2%	76	2%	1	0%	33	4%	163	5%

Among New Jersey Adult Correctional Offenders:

- The median term for adult offenders is 5 years.
- Forty-eight percent (48%) are serving terms of 1 -5 years.
- Eighteen percent (18%) are serving terms of 6-9 years.
- Thirty-three percent (33%) are serving terms of 10 years or more, which includes 1,167 offenders serving life and 53 life without parole sentences.
- Two percent (2%) were not coded.

Prison Complex Offenders By Total Term At Admission

Institution	Total	1-2 Years	3 Years	4 Years	5 Years	6 Years	7 Years	8-9 Years	10 Years	11-14 Years	15 Years	16-20 Years	20+ Years	Life With Parole	Life Without Parole	Not Coded
Bayside Main	1,305 100%	79 6%	209 16%	177 14%	211 16%	74 6%	101 8%	99 8%	99 8%	86 7%	24 2%	33 3%	53 4%	16 1%	0 0%	44 3%
Bayside Farm	645 100%	40 6%	126 20%	103 16%	105 16%	29 4%	38 6%	47 7%	48 7%	45 7%	14 2%	11 2%	18 3%	0 0%	0 0%	21 3%
Bayside Ancora	343 100%	29 8%	78 23%	82 24%	65 19%	19 6%	23 7%	19 6%	11 3%	6 2%	2 1%	0 0%	0 0%	0 0%	0 0%	9 3%
Bayside Total	2,293 100%	148 6%	413 18%	362 16%	381 17%	122 5%	162 7%	165 7%	158 7%	137 6%	40 2%	44 2%	71 3%	16 1%	0 0%	74 3%
CRAF Jones Farm	212 100%	32 15%	79 37%	49 23%	28 13%	4 2%	5 2%	0 0%	1 0%	0 0%	0 0%	0 0%	0 0%	0 0%	0 0%	14 7%
CRAF Reception	628 100%	62 10%	129 21%	109 17%	131 21%	33 5%	40 6%	30 5%	31 5%	12 2%	7 1%	6 1%	7 1%	0 0%	0 0%	31 5%
CRAF Total	840 100%	94 11%	208 25%	158 19%	159 19%	37 4%	45 5%	30 4%	32 4%	12 1%	7 1%	6 1%	7 1%	0 0%	0 0%	45 5%
East Jersey Main	1,346 100%	6 0%	14 1%	19 1%	24 2%	10 1%	24 2%	31 2%	66 5%	136 10%	99 7%	202 15%	480 36%	233 17%	0 0%	2 0%
East Jersey Camp	115 100%	14 12%	36 31%	21 18%	14 12%	3 3%	2 2%	1 1%	2 2%	8 7%	4 3%	4 3%	2 2%	0 0%	0 0%	4 3%
East Jersey Ad Seg	421 100%	12 3%	35 8%	43 10%	57 14%	25 6%	34 8%	33 8%	41 10%	27 6%	16 4%	38 9%	48 11%	8 2%	0 0%	4 1%
East Jersey Total	1,882 100%	32 2%	85 5%	83 4%	95 5%	38 2%	60 3%	65 3%	109 6%	171 9%	119 6%	244 13%	530 28%	241 13%	0 0%	10 1%

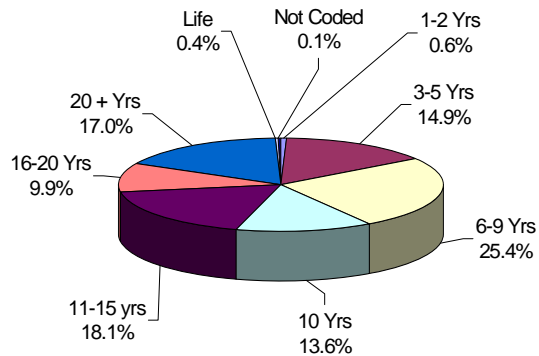
Prison Complex Offenders By Total Term At Admission

Institution	Total	1-2 Years	3 Years	4 Years	5 Years	6 Years	7 Years	8-9 Years	10 Years	11-14 Years	15 Years	16-20 Years	20+ Years	Life With Parole	Life Without Parole	Not Coded
Midstate	639 100%	51 8%	136 21%	113 18%	141 22%	51 8%	58 9%	35 5%	18 3%	11 2%	2 0%	2 0%	5 1%	0 0%	0 0%	16 3%
NJ State Prison Ad Seg Female	27 100%	3 11%	5 19%	1 4%	4 15%	3 11%	2 7%	1 4%	4 15%	1 4%	2 7%	1 4%	0 0%	0 0%	0 0%	0 0%
NJ State Prison Main	1,792 100%	12 1%	51 3%	46 3%	68 4%	31 2%	35 2%	29 2%	39 2%	38 2%	30 2%	48 3%	690 39%	604 34%	51 3%	20 1%
NJ State Prison Total	1,819 100%	15 1%	56 3%	47 3%	72 4%	34 2%	37 2%	30 2%	43 2%	39 2%	32 2%	49 3%	690 38%	604 33%	51 3%	20 1%
Northern Main	2,260 100%	46 2%	190 8%	191 8%	278 12%	100 4%	155 7%	169 7%	210 9%	201 9%	91 4%	194 9%	325 14%	95 4%	1 0%	14 1%
Northern Ad Seg Male	500 100%	11 2%	47 9%	35 7%	72 14%	19 4%	48 10%	42 8%	37 7%	50 10%	17 3%	38 8%	61 12%	18 4%	1 0%	4 1%
Northern Total	2,760 100%	57 2%	237 9%	226 8%	350 13%	119 4%	203 7%	211 8%	247 9%	251 9%	108 4%	232 8%	386 14%	113 4%	2 0%	18 1%
Riverfront	900 100%	14 2%	91 10%	76 8%	133 15%	57 6%	81 9%	90 10%	78 9%	88 10%	38 4%	67 7%	74 8%	12 1%	0 0%	1 0%
Southern	2,089 100%	115 6%	362 17%	385 18%	494 24%	142 7%	171 8%	142 7%	112 5%	69 3%	15 1%	19 1%	19 1%	9 0%	0 0%	35 2%
South Woods	3,338 100%	103 3%	336 10%	278 8%	437 13%	165 5%	236 7%	229 7%	260 8%	255 8%	173 5%	296 9%	388 12%	144 4%	0 0%	38 1%
SUBTOTAL PRISON MALES	16,560 100%	629 4%	1,924 12%	1,728 10%	2,262 14%	765 5%	1,053 6%	997 6%	1,057 6%	1,033 6%	534 3%	959 6%	2,170 13%	1,139 7%	53 0%	257 2%

Prison Complex Offenders By Total Term At Admission

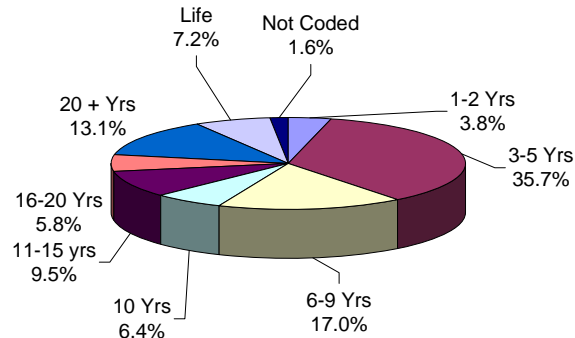
Institution	Total	1-2 Years	3 Years	4 Years	5 Years	6 Years	7 Years	8-9 Years	10 Years	11-14 Years	15 Years	16-20 Years	20+ Years	Life With Parole	Life Without Parole	Not Coded
ADTC	678 100%	4 1%	14 2%	28 4%	59 9%	34 5%	88 13%	50 7%	92 14%	75 11%	48 7%	67 10%	115 17%	3 0%	0 0%	1 0%
SUBTOTAL	17,238 100%	633 4%	1,938 11%	1,756 10%	2,321 13%	799 5%	1,141 7%	1,047 6%	1,149 7%	1,108 6%	582 3%	1,026 6%	2,285 13%	1,142 7%	53 0%	258 1%
Mahan - Female Prison	929 100%	52 6%	211 23%	128 14%	133 14%	43 5%	47 5%	47 5%	54 6%	36 4%	25 3%	36 4%	62 7%	22 2%	0 0%	33 4%
Total Prison Complex	18,167 100%	685 4%	2,149 12%	1,884 10%	2,454 14%	842 5%	1,188 7%	1,094 6%	1,203 7%	1,144 6%	607 3%	1,062 6%	2,347 13%	1,164 6%	53 0%	291 2%

ADTC



The median term at ADTC is 10 years.

PRISON MALES

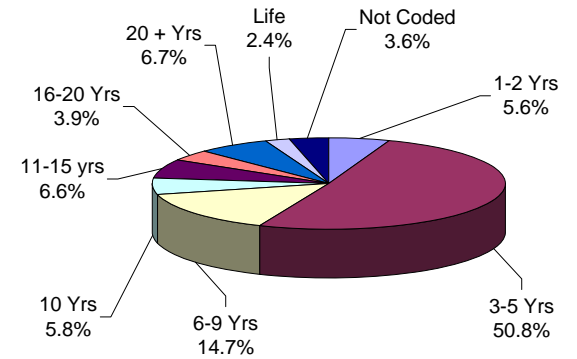


The median term for prison males is 7 years.

Twenty-six percent (26%) of all prison males are serving sentences of 16 years or more.

Seventy-eight percent (78%) of all offenders at New Jersey State Prison are serving sentences of 16 years or more, with 604 life with parole and 51 life without parole.

FEMALE FACILITIES



The median term at Edna Mahan is 5 years.

Fifty-six percent (56%) of the female offenders at Edna Mahan Correctional Facility for Women are serving sentences of 5 years or less.

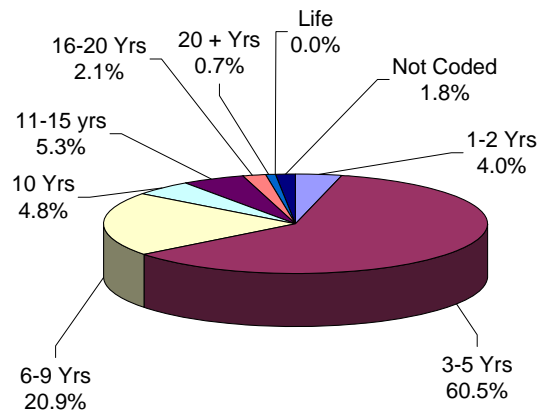
Youth Complex Offenders By Total Term At Admission

Institution	Total	1-2 Years	3 Years	4 Years	5 Years	6 Years	7 Years	8-9 Years	10 Years	11-14 Years	15 Years	16-20 Years	20+ Years	Life With Parole	Life Without Parole	Not Coded
Garden State	1,833 100%	69 4%	327 18%	278 15%	391 21%	141 8%	158 9%	127 7%	123 7%	78 4%	32 2%	59 3%	25 1%	0 0%	0 0%	25 1%
Mountainview	1,158 100%	46 4%	375 32%	225 19%	283 24%	72 6%	65 6%	51 4%	11 1%	6 1%	1 0%	1 0%	1 0%	0 0%	0 0%	21 2%
Wagner Main	856 100%	41 5%	177 21%	104 12%	178 21%	62 7%	63 7%	57 7%	50 6%	60 7%	19 2%	16 2%	2 0%	0 0%	0 0%	27 3%
Wagner Ad Seg	236 100%	7 3%	48 20%	36 15%	50 21%	17 7%	19 8%	16 7%	11 5%	10 4%	10 4%	9 4%	1 0%	0 0%	0 0%	2 1%
Wagner Minimum Units	152 100%	6 4%	40 26%	30 20%	21 14%	12 8%	14 9%	9 6%	10 7%	4 3%	3 2%	2 1%	0 0%	0 0%	0 0%	1 1%
Wagner Total	1,244 100%	54 4%	265 21%	170 14%	249 20%	91 7%	96 8%	82 7%	71 6%	74 6%	32 3%	27 2%	3 0%	0 0%	0 0%	30 2%
Total Youth	4,235 100%	169 4%	967 23%	673 16%	923 22%	304 7%	319 8%	260 6%	205 5%	158 4%	65 2%	87 2%	29 1%	0 0%	0 0%	76 2%

Offenders In Other Facilities By Total Term At Admission

Institution	Total	1-2 Years	3 Years	4 Years	5 Years	6 Years	7 Years	8-9 Years	10 Years	11-14 Years	15 Years	16-20 Years	20+ Years	Life	Capital	Not Coded
Central Medical	13 100%	1 8%	2 15%	2 15%	2 15%	0 0%	1 8%	2 15%	1 8%	0 0%	1 8%	0 0%	1 8%	0 0%	0 0%	0 0%
County Jail	442 100%	38 9%	83 19%	55 12%	68 15%	12 3%	12 3%	14 3%	4 1%	1 0%	2 0%	2 0%	4 1%	2 0%	0 0%	145 33%
Halfway House	2,579 100%	76 3%	524 20%	568 22%	638 25%	183 7%	200 8%	129 5%	118 5%	54 2%	17 1%	21 1%	32 1%	1 0%	0 0%	18 1%
Total Other Facilities	3,034 100%	115 4%	609 20%	625 21%	708 23%	195 6%	213 7%	145 5%	123 4%	55 2%	20 1%	23 1%	37 1%	3 0%	0 0%	163 5%

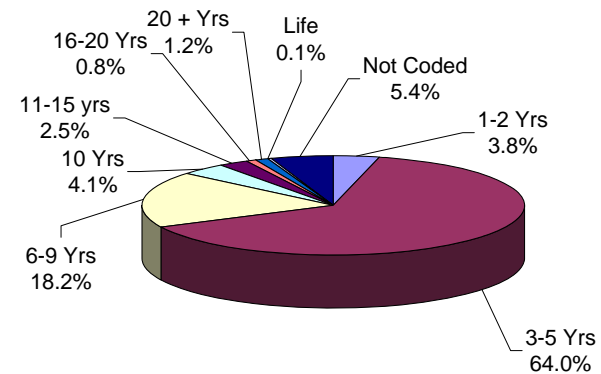
YOUTH COMPLEX



The median youth complex term is 5 years.

No youth complex offenders are currently serving life sentences.

OFFENDERS IN OTHER FACILITIES



The median term for offenders housed in 'other facilities' is 5 years.

Sixty-eight percent (68%) of offenders housed in 'other facilities' are serving terms of 5 years or less.