

**INCARCERATED PERSONS IN NEW JERSEY CORRECTIONAL INSTITUTIONS  
ON JANUARY 1, 2024, BY MANDATORY MINIMUM TERM**

In New Jersey, since 1979, the courts have utilized mandatory minimum sentences. This means that an incarcerated person must serve the entire minimum sentence before being eligible for parole consideration. Mandatory minimum terms are not reduced by earned credits (commutation, minimum security, or work). The below tables and charts only apply to those with a mandatory minimum term, IPs serving a flat term are excluded.

**INCARCERATED PERSONS IN CORRECTIONAL INSTITUTIONS BY MANDATORY MINIMUM TERM**

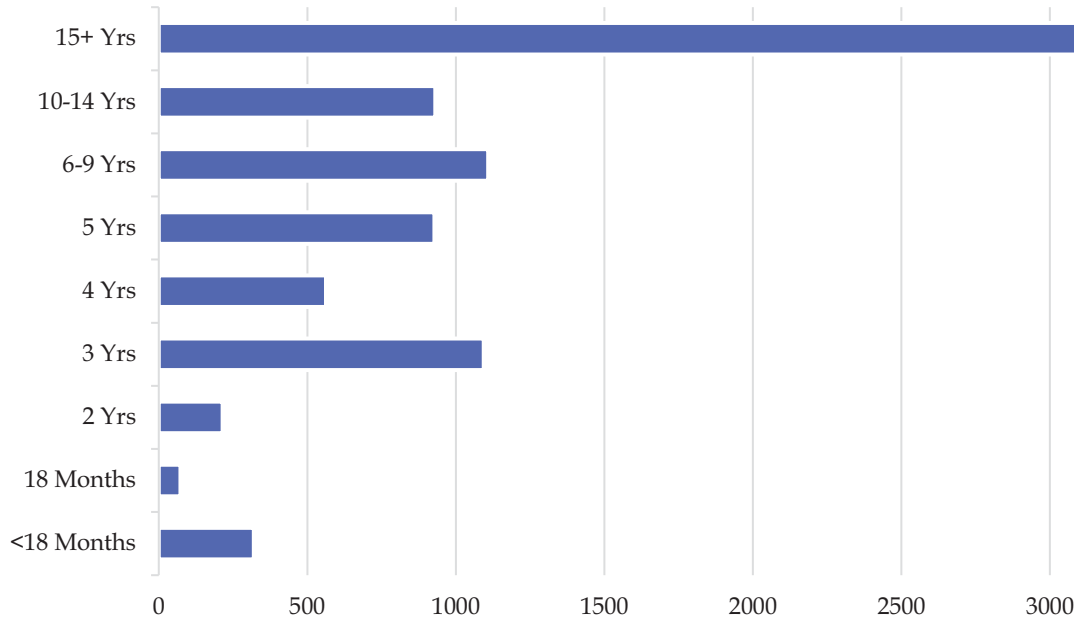
Mandatory Minimum Term	Total		Male IPs		Edna Mahan		RCRP, County Jails, CHR		Interstate Corrections Compact	
	#	%	#	%	#	%	#	%	#	%
TOTAL IPs	9,972	100%	8,621	100%	277	100%	896	100%	178	100%
<18 Months	434	4%	320	4%	17	6%	97	11%	0	0%
18 Months	102	1%	73	1%	1	0%	23	3%	5	2%
2 Years	266	3%	215	3%	12	4%	36	4%	3	2%
3 Years	1,383	14%	1,094	13%	17	6%	246	27%	26	15%
4 Years	655	7%	563	7%	23	8%	66	7%	3	2%
5 Years	1,122	11%	928	11%	29	10%	142	16%	23	13%
6-9 Years	1,311	13%	1,110	13%	45	16%	135	15%	21	12%
10 Years	303	3%	271	3%	6	2%	23	3%	3	2%
11-14 Years	827	8%	737	9%	24	9%	50	6%	16	9%
15 Years	280	3%	261	3%	5	2%	11	1%	3	2%
16-19 Years	674	7%	609	7%	27	10%	29	3%	9	5%
20-24 Years	461	5%	426	5%	13	5%	15	2%	7	4%
25-29 Years	381	4%	355	4%	7	3%	10	1%	9	5%
30 Years	572	6%	527	6%	20	7%	10	1%	15	8%
30+ Years	1,201	12%	1,132	13%	31	11%	3	0%	35	19%

- Seventy-seven percent (76.8%) of all incarcerated persons have mandatory minimum terms (9,972 out of 12,978).
- The median mandatory minimum term for all incarcerated persons is 8.5 years.
- Thirty-six percent (35.7%) of all incarcerated persons have mandatory minimum terms of 15 years or more.

### Prison Complex Incarcerated Persons by Mandatory Minimum Term

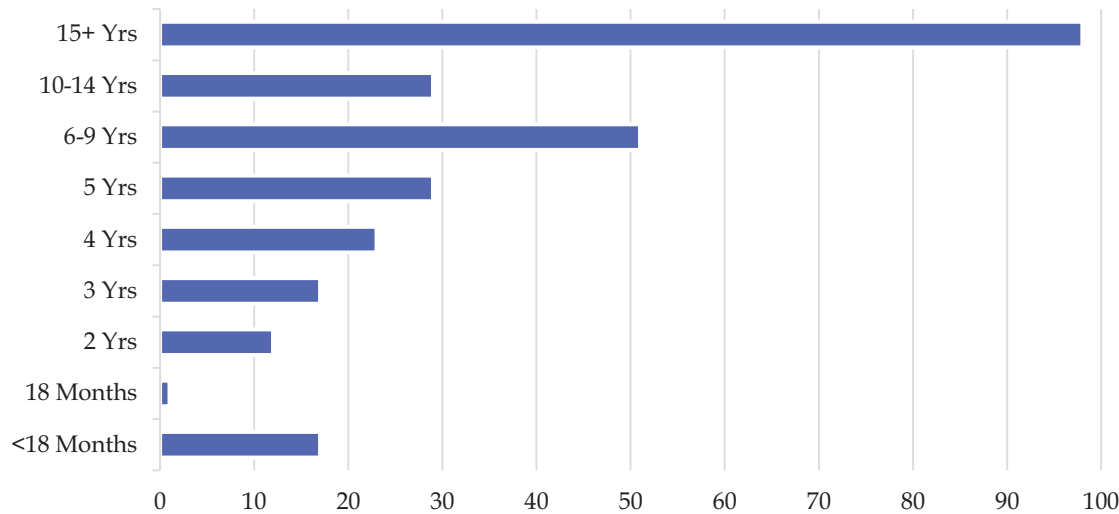
Institution	Total	< 18 Months	18 Months	2 Years	3 Years	4 Years	5 Years	6-9 Years	10 Years	11-14 Years	15 Years	16-19 Years	20-24 Years	25-29 Years	30 Years	30+ Years
ADTC	319 100%	0 0%	0 0%	5 2%	4 1%	9 3%	54 17%	71 22%	27 8%	45 14%	31 10%	30 9%	22 6%	16 5%	0 0%	5 2%
Bayside	829 100%	51 6%	12 1%	34 4%	141 17%	54 7%	147 18%	129 16%	33 4%	74 9%	25 3%	50 6%	24 3%	21 3%	19 2%	15 2%
East Jersey	1,166 100%	12 1%	4 0%	4 0%	30 3%	18 2%	22 2%	58 5%	22 2%	112 10%	51 4%	156 13%	137 12%	131 11%	202 17%	207 18%
Garden State	766 100%	117 15%	12 2%	45 6%	203 26%	91 12%	98 13%	95 12%	19 2%	35 5%	16 2%	18 2%	10 1%	2 0%	3 0%	2 0%
Midstate	469 100%	18 4%	5 1%	16 3%	119 25%	52 11%	77 16%	77 16%	12 3%	34 7%	8 2%	19 4%	11 2%	2 0%	10 2%	9 2%
NJ State Prison	1,175 100%	8 1%	2 0%	11 1%	36 3%	28 2%	35 3%	42 4%	10 1%	33 3%	9 1%	44 4%	29 2%	46 4%	84 7%	758 65%
Northern State	1,600 100%	37 2%	5 0%	34 2%	204 13%	120 8%	203 13%	246 15%	53 3%	168 11%	53 3%	132 8%	88 6%	69 4%	108 7%	80 5%
South Woods	2,297 100%	77 4%	33 2%	66 3%	357 16%	191 9%	292 13%	392 18%	95 0%	236 11%	68 3%	160 7%	105 5%	68 2%	101 4%	56 3%
<b>Total Male IPs</b>	<b>8,621 100%</b>	<b>320 4%</b>	<b>73 1%</b>	<b>215 3%</b>	<b>1,094 13%</b>	<b>563 7%</b>	<b>928 11%</b>	<b>1,110 13%</b>	<b>271 3%</b>	<b>737 9%</b>	<b>261 3%</b>	<b>609 7%</b>	<b>426 5%</b>	<b>355 4%</b>	<b>527 6%</b>	<b>1,132 13%</b>
Edna Mahan	277 100%	17 6%	1 0%	12 4%	17 6%	23 8%	29 10%	45 16%	6 2%	24 9%	5 2%	27 10%	13 5%	7 3%	20 7%	31 11%
<b>Total Prison Complex</b>	<b>8,998 100%</b>	<b>337 4%</b>	<b>74 1%</b>	<b>227 3%</b>	<b>1,111 12%</b>	<b>586 7%</b>	<b>957 11%</b>	<b>1,155 13%</b>	<b>277 3%</b>	<b>761 9%</b>	<b>266 3%</b>	<b>636 7%</b>	<b>439 5%</b>	<b>362 4%</b>	<b>547 6%</b>	<b>1,163 13%</b>

**MALE IPs**



- Of the 11,206 male IPs, 76% (8,521) have mandatory minimum terms.
- The median mandatory minimum term for male IPs in the Prison Complex is 9.3 years.
- Thirty-seven (37.4%) of Male IPs with mandatory minimum terms have minimum terms of 5 years or less.
- Thirty-nine (38.5%) of Male IPs who have mandatory minimum terms have minimum terms of 15 years or more.

**EDNA MAHAN**

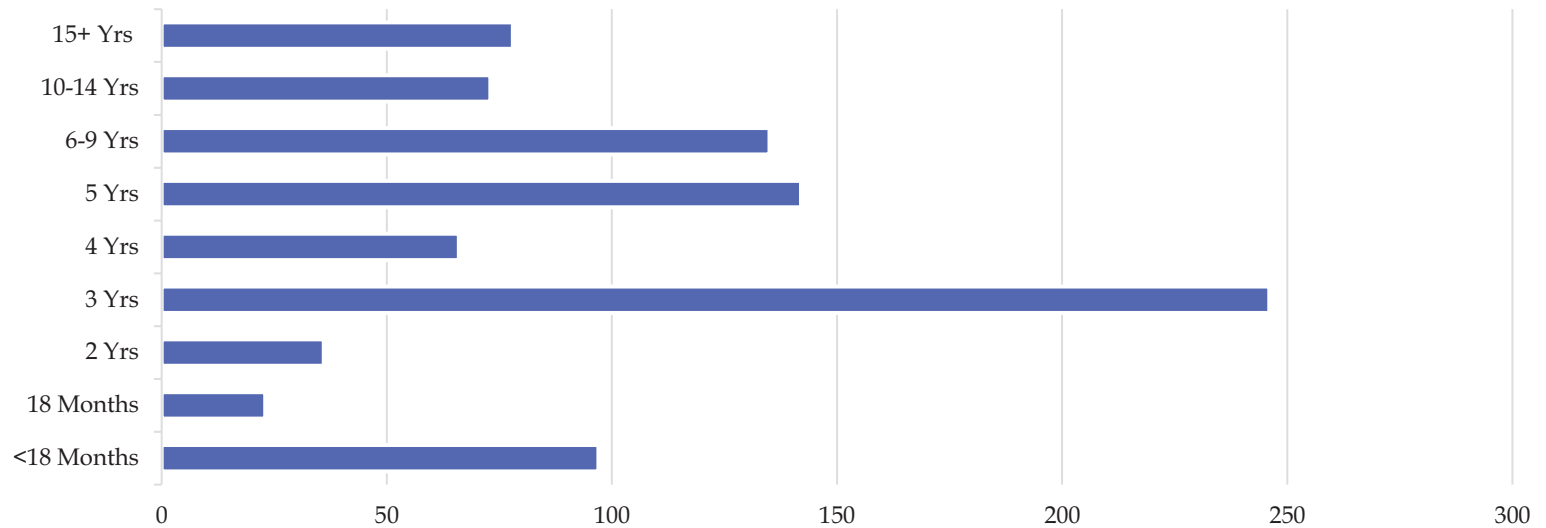


- Of the 386 IPs at Edna Mahan 71.7% (277) have minimum terms.
- The median mandatory minimum term at Edna Mahan is 8.9 years.
- Thirty-six percent (35.7%) of the IPs at Edna Mahan have mandatory minimum terms of 5 years or less.
- Thirty-seven (37.1%) of the IPs at Edna Mahan have mandatory minimum terms of 15 years or more.

### Incarcerated Persons In RCRP, County Jails, and CHR by Mandatory Minimum Term

Institution	Total	<18 Months	18 Months	2 Years	3 Years	4 Years	5 Years	6-9 Years	10 Years	11-14 Years	15 Years	16-19 Years	20-24 Years	25-29 Years	30 Years	30+ Years
Central Medical Unit	3	0	0	0	0	0	0	1	0	0	0	0	1	0	0	1
	100%	0%	0%	0%	0%	0%	0%	33%	0%	0%	0%	0%	33%	0%	0%	33%
County Jail	60	10	5	5	20	4	10	0	2	3	0	1	0	0	0	0
	100%	17%	8%	8%	33%	7%	17%	0%	3%	5%	0%	2%	0%	0%	0%	0%
RCRP	833	87	18	31	226	62	132	134	21	47	11	28	14	10	10	2
	100%	10%	2%	4%	26%	7%	15%	15%	2%	5%	1%	3%	2%	2%	2%	0%
<b>Total RCRP, County Jails, CHR</b>	<b>896</b>	<b>97</b>	<b>23</b>	<b>36</b>	<b>246</b>	<b>66</b>	<b>142</b>	<b>135</b>	<b>23</b>	<b>50</b>	<b>11</b>	<b>29</b>	<b>15</b>	<b>10</b>	<b>10</b>	<b>3</b>
	<b>100%</b>	<b>11%</b>	<b>3%</b>	<b>4%</b>	<b>27%</b>	<b>7%</b>	<b>16%</b>	<b>15%</b>	<b>3%</b>	<b>6%</b>	<b>1%</b>	<b>3%</b>	<b>2%</b>	<b>1%</b>	<b>1%</b>	<b>0%</b>

#### RCRP, COUNTY JAILS, CHR



- The median mandatory minimum term for incarcerated persons in RCRP, County Jails, and CHR is 4.25 years.
- Seventy-nine percent (78.5%) of incarcerated persons in an RCRP, County Jails, and Capital Health Regional Medical have mandatory minimum terms (896 of 1,140). Of these, 68% have mandatory minimum terms of 5 years or less.