

**INCARCERATED PERSONS IN NEW JERSEY CORRECTIONAL INSTITUTIONS  
ON JANUARY 3, 2023, BY TOTAL TERM AT ADMISSION**

Total term at admission is the total maximum term imposed for each incarcerated person at the time of commitment from the community or from parole. This includes the aggregate term for those admitted with multiple sentences. Additional sentences received following initial admission are not reflected or included in the data.

**INCARCERATED PERSONS IN NEW JERSEY CORRECTIONAL INSTITUTIONS BY TOTAL TERM AT ADMISSION**

Total Term	Total		Male IP in Other Facilities		Garden State Correctional Facility		ADTC		Edna Mahan		Halfway Houses, County Jails, St. Francis	
	#	%	#	%	#	%	#	%	#	%	#	%
TOTAL IP	13,196	100%	9,133	100%	1,174	100%	402	100%	356	100%	2,131	100%
1-2 Years	519	4%	309	3%	84	7%	0	0%	16	4%	110	5%
3 Years	1,111	8%	633	7%	195	17%	25	6%	42	12%	216	10%
4 Years	732	6%	446	5%	129	11%	8	2%	18	5%	131	6%
5 Years	2,075	16%	1,251	14%	339	29%	39	10%	54	15%	392	18%
6 Years	426	3%	262	3%	61	5%	16	4%	14	4%	73	3%
7 Years	651	5%	426	5%	66	6%	39	10%	17	5%	103	5%
8-9 Years	681	5%	468	5%	70	6%	35	9%	14	4%	94	4%
10 Years	805	6%	568	6%	62	5%	47	12%	20	6%	108	5%
11-14 Years	758	6%	560	6%	47	4%	48	12%	25	7%	78	4%
15 Years	458	3%	337	4%	23	2%	44	11%	19	5%	35	2%
16-20 Years	898	7%	732	8%	35	3%	54	13%	29	8%	48	2%
21+ Years	2,097	16%	1,906	21%	22	2%	44	11%	67	19%	58	3%
Life With Parole	913	7%	888	10%	1	0%	3	1%	16	4%	5	0%
Life Without Parole	96	1%	95	1%	0	0%	0	0%	1	0%	0	0%
Not Coded	976	7%	252	3%	40	3%	0	0%	4	1%	680	32%

Among New Jersey Adult Correctional IP:

- The median term for all incarcerated persons is 8 years.
- Thirty-four percent (34%) are serving terms of 1-5 years.
- Thirteen percent (13%) are serving terms of 6-9 years.
- Forty-six percent (46%) are serving terms of 10 years or more, which includes 913 IP serving life and 96 serving life without parole sentences.
- Seven percent (7%) were not coded.

### Prison Complex Incarcerated Persons By Total Term At Admission

Institution	Total	1-2 Years	3 Years	4 Years	5 Years	6 Years	7 Years	8-9 Years	10 Years	11-14 Years	15 Years	16-20 Years	20+ Years	Life With Parole	Life Without Parole	Not Coded
<b>Bayside</b>	1,195 100%	59 5%	124 10%	107 9%	252 21%	52 4%	67 6%	64 5%	83 7%	91 8%	37 3%	88 7%	92 8%	34 3%	0 0%	45 4%
<b>East Jersey Main</b>	1,081 100%	4 0%	12 1%	7 1%	27 2%	5 0%	9 1%	7 1%	26 2%	35 3%	48 4%	131 12%	581 54%	183 17%	1 0%	5 0%
<b>East Jersey Camp</b>	47 100%	0 0%	0 0%	0 0%	0 0%	0 0%	2 4%	1 2%	6 13%	12 26%	2 4%	7 15%	15 32%	2 4%	0 0%	0 0%
<b>East Jersey Total</b>	1,128 100%	4 0%	12 1%	7 1%	27 2%	5 0%	11 1%	8 1%	32 3%	47 4%	50 4%	138 12%	596 53%	185 16%	1 0%	5 0%

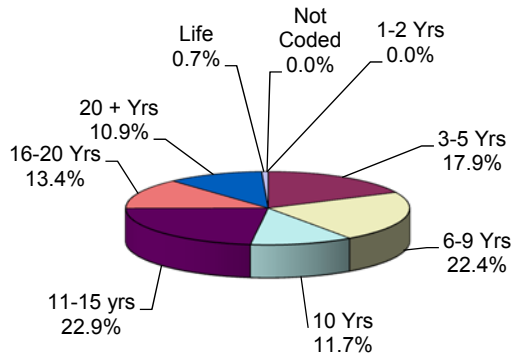
### Prison Complex Incarcerated Persons By Total Term At Admission

Institution	Total	1-2 Years	3 Years	4 Years	5 Years	6 Years	7 Years	8-9 Years	10 Years	11-14 Years	15 Years	16-20 Years	20+ Years	Life With Parole	Life Without Parole	Not Coded
Midstate	539 100%	8 1%	36 7%	31 6%	111 21%	29 5%	49 9%	56 10%	52 10%	41 8%	28 5%	36 7%	40 7%	15 3%	0 0%	7 1%
NJ State Prison	1,303 100%	15 1%	34 3%	13 1%	56 4%	10 1%	16 1%	18 1%	22 2%	30 2%	14 1%	49 4%	516 40%	401 31%	93 7%	16 1%
Northern Main	1,863 100%	63 3%	151 8%	99 5%	259 14%	58 3%	100 5%	112 6%	136 7%	152 8%	89 5%	177 10%	307 16%	120 6%	0 0%	40 2%
Northern Ad Seg Male	75 100%	3 4%	3 4%	5 7%	17 23%	5 7%	2 3%	3 4%	8 11%	4 5%	3 4%	8 11%	8 11%	5 7%	0 0%	1 1%
Northern Total	1,938 100%	66 3%	154 8%	104 5%	276 14%	63 3%	102 5%	115 6%	144 7%	156 8%	92 5%	185 10%	315 16%	125 6%	0 0%	41 2%
South Woods	3,030 100%	157 5%	273 9%	184 6%	529 17%	103 3%	181 6%	207 7%	235 8%	195 6%	116 4%	236 8%	347 11%	128 4%	1 0%	138 5%
<b>Subtotal Male IP in Other Facilities</b>	<b>9,133 100%</b>	<b>309 3%</b>	<b>633 7%</b>	<b>446 5%</b>	<b>1,251 14%</b>	<b>262 3%</b>	<b>426 5%</b>	<b>468 5%</b>	<b>568 6%</b>	<b>560 6%</b>	<b>337 4%</b>	<b>732 8%</b>	<b>1,906 21%</b>	<b>888 10%</b>	<b>95 1%</b>	<b>252 3%</b>

## Prison Complex Incarcerated Persons By Total Term At Admission

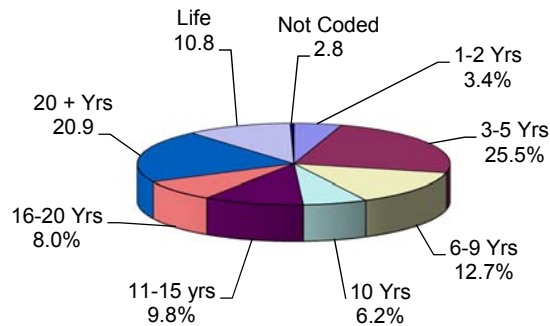
Institution	Total	1-2 Years	3 Years	4 Years	5 Years	6 Years	7 Years	8-9 Years	10 Years	11-14 Years	15 Years	16-20 Years	20+ Years	Life With Parole	Life Without Parole	Not Coded
ADTC	402 100%	0 0%	25 6%	8 2%	39 10%	16 4%	39 10%	35 9%	47 12%	48 12%	44 11%	54 13%	44 11%	3 1%	0 0%	0 0%
<b>SUBTOTAL</b>	<b>9,535</b> <b>100%</b>	<b>309</b> <b>3%</b>	<b>658</b> <b>7%</b>	<b>454</b> <b>5%</b>	<b>1,290</b> <b>14%</b>	<b>278</b> <b>3%</b>	<b>465</b> <b>5%</b>	<b>503</b> <b>5%</b>	<b>615</b> <b>6%</b>	<b>608</b> <b>6%</b>	<b>381</b> <b>4%</b>	<b>786</b> <b>8%</b>	<b>1,950</b> <b>20%</b>	<b>891</b> <b>9%</b>	<b>95</b> <b>1%</b>	<b>252</b> <b>3%</b>
Mahan - Female Prison	356 100%	16 4%	42 12%	18 5%	54 15%	14 4%	17 5%	14 4%	20 6%	25 7%	19 5%	29 8%	67 19%	16 4%	1 0%	4 1%
<b>Total Prison Complex</b>	<b>9,891</b> <b>100%</b>	<b>325</b> <b>3%</b>	<b>700</b> <b>7%</b>	<b>472</b> <b>5%</b>	<b>1,344</b> <b>14%</b>	<b>292</b> <b>3%</b>	<b>482</b> <b>5%</b>	<b>517</b> <b>5%</b>	<b>635</b> <b>6%</b>	<b>633</b> <b>6%</b>	<b>400</b> <b>4%</b>	<b>815</b> <b>8%</b>	<b>2,017</b> <b>20%</b>	<b>907</b> <b>9%</b>	<b>96</b> <b>1%</b>	<b>256</b> <b>3%</b>

### ADTC



The median term at ADTC is 10 years.

### MALE IP IN OTHER FACILITIES

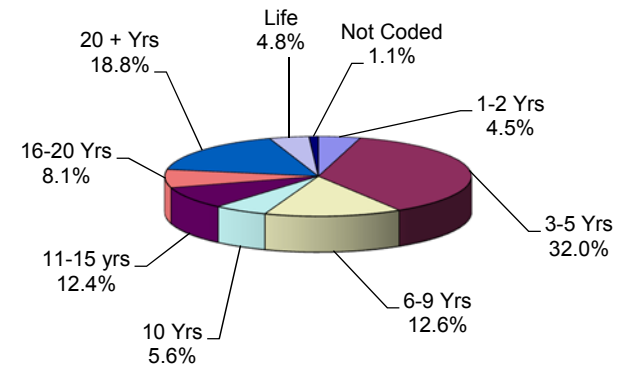


The median term for Male IP in Other Facilities is 10 years.

Thirty-nine percent (39.7%) of all Male IP in Other Facilities are serving sentences of 16 years or more.

Eighty-two percent (82%) of all IP at New Jersey State Prison are serving sentences of 16 years or more, with 401 Life With Parole and 93 Life Without Parole.

### FEMALE INCARCERATED PERSONS



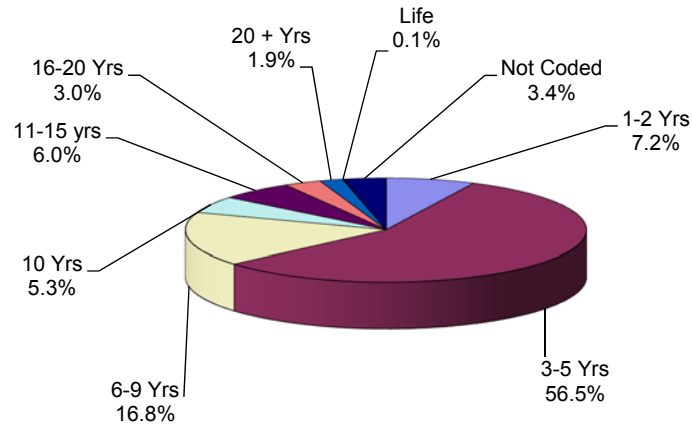
The median term at Edna Mahan is 8 years.

Thirty-six percent (36.5%) of the IP at Edna Mahan Correctional Facility for Women are serving sentences of 5 years or less.

## Garden State Correctional Facility incarcerated Persons By Total Term At Admission

Institution	Total	1-2 Years	3 Years	4 Years	5 Years	6 Years	7 Years	8-9 Years	10 Years	11-14 Years	15 Years	16-20 Years	20+ Years	Life With Parole	Life Without Parole	Not Coded
Garden State	1,174 100%	84 7%	195 17%	129 11%	339 29%	61 5%	66 6%	70 6%	62 5%	47 4%	23 2%	35 3%	22 2%	1 0%	0 0%	40 3%
<b>Total Garden State</b>	<b>1,174 100%</b>	<b>84 7%</b>	<b>195 17%</b>	<b>129 11%</b>	<b>339 29%</b>	<b>61 5%</b>	<b>66 6%</b>	<b>70 6%</b>	<b>62 5%</b>	<b>47 4%</b>	<b>23 2%</b>	<b>35 3%</b>	<b>22 2%</b>	<b>1 0%</b>	<b>0 0%</b>	<b>40 3%</b>

### GARDEN STATE CORRECTIONAL FACILITY IP



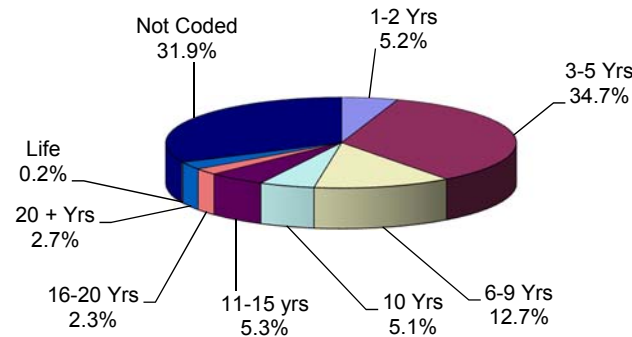
The median term for incarcerated persons at GSCF is 5 years.

No IP at GSCF are currently serving life sentences without parole.

### Incarcerated Persons In Halfway Houses, County Jails, and St. Francis By Total Term At Admission

Institution	Total	1-2 Years	3 Years	4 Years	5 Years	6 Years	7 Years	8-9 Years	10 Years	11-14 Years	15 Years	16-20 Years	20+ Years	Life	Capital	Not Coded
Central Medical Unit	3 100%	0 0%	0 0%	1 33%	0 0%	0 0%	0 0%	0 0%	0 0%	0 0%	0 0%	0 0%	0 0%	2 67%	0 0%	0 0%
County Jail	1,307 100%	95 7%	156 12%	64 5%	168 13%	18 1%	32 2%	17 1%	23 2%	20 2%	11 1%	8 1%	16 1%	1 0%	0 0%	678 52%
Halfway House	821 100%	15 2%	60 7%	66 8%	224 27%	55 7%	71 9%	77 9%	85 10%	58 7%	24 3%	40 5%	42 5%	2 0%	0 0%	2 0%
<b>Total Halfway Houses, County Jails, St. Francis</b>	<b>2,131 100%</b>	<b>110 5%</b>	<b>216 10%</b>	<b>131 6%</b>	<b>392 18%</b>	<b>73 3%</b>	<b>103 5%</b>	<b>94 4%</b>	<b>108 5%</b>	<b>78 4%</b>	<b>35 2%</b>	<b>48 2%</b>	<b>58 3%</b>	<b>5 0%</b>	<b>0 0%</b>	<b>680 32%</b>

#### HALFWAY HOUSES, COUNTY JAILS, ST. FRANCIS



The median term for incarcerated persons housed in Halfway Houses, County Jails, and St. Francis is 5 years.

Thirty-nine percent (39.9%) of incarcerated persons housed in Halfway Houses, County Jails, and St. Francis are serving terms of 5 years or less.